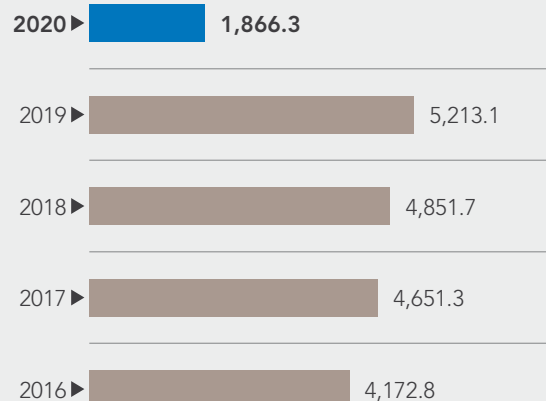


FIVE-YEAR FINANCIAL SUMMARY

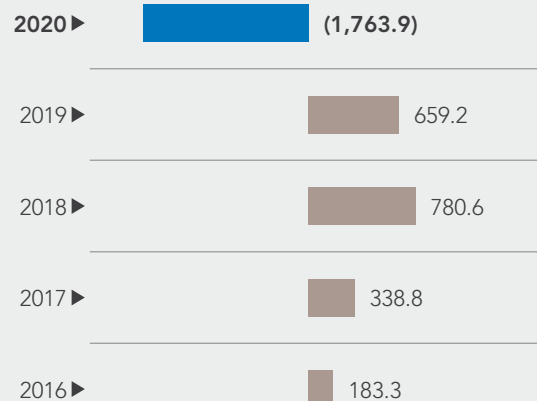
REVENUE

In RM Million



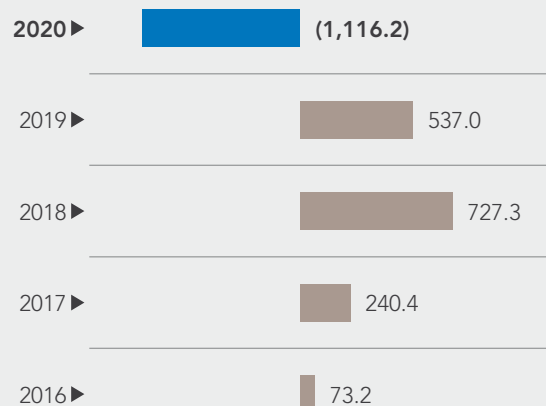
PROFIT BEFORE TAXATION

In RM Million



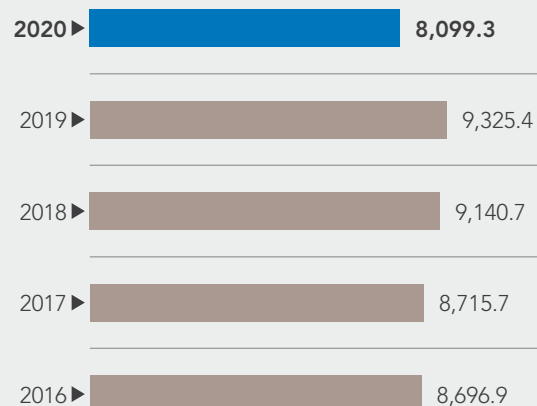
PROFIT FOR THE YEAR

In RM Million



TOTAL EQUITY

In RM Million



GROUP FIVE-YEAR SUMMARY

CONSOLIDATED STATEMENT OF PROFIT OR LOSS FOR THE FINANCIAL YEARS ENDED 31 DECEMBER					
In RM Million	2020	2019	2018	2017	2016
Revenue	1,866.3	5,213.1	4,851.7	4,651.3	4,172.8
(Loss)/Profit before tax and zakat from continuing operations	(1,763.9)	659.2	780.6	338.8	183.3
Taxation and zakat	647.7	(122.1)	(53.3)	(98.4)	(110.2)
(Loss)/Profit from continuing operations, net of tax and zakat	(1,116.2)	537.0	727.3	240.4	73.2
Loss for the year from discontinued operations, net of tax and zakat	-	-	-	-	(0.0)
(Loss)/Profit for the year	(1,116.2)	537.0	727.3	240.4	73.2
(Loss)/Profit attributable to:					
Owners of the Company	(1,116.2)	537.0	727.3	239.8	70.4
Non-controlling interest	-	-	-	0.6	2.8
(Loss)/Profit for the year	(1,116.2)	537.0	727.3	240.4	73.2
Earnings per share attributable to equity holders of the Company (sen)					
Basic, for (loss)/profit from continued operations	(70.75)	28.90	40.37	10.98	0.94
Basic, for (loss)/profit for the year	(70.75)	28.90	40.37	10.98	0.94

CONSOLIDATED STATEMENT OF FINANCIAL POSITION FOR THE FINANCIAL YEAR ENDED 31 DECEMBER

In RM Million	2020	2019	2018	2017	2016
ASSETS					
Non-current assets	17,856.5	17,781.7	18,010.2	18,832.0	18,698.8
Current assets	2,422.4	4,401.0	4,262.9	3,372.8	2,589.6
Asset of disposal group classified as held for disposal	-	-	-	-	0.2
Total assets	20,278.9	22,182.7	22,273.1	22,204.8	21,288.6
EQUITY					
Share capital	5,114.3	5,114.3	5,114.3	5,114.3	1,659.2
Perpetual sukuk	997.8	997.8	997.8	997.8	997.8
Share premium ¹	-	-	-	-	3,455.1
Retained earnings	1,944.9	3,284.7	3,037.4	2,583.3	2,321.2
Fair value adjustment reserve	-	-	-	-	8.3
Hedging reserve	(36.2)	(18.0)	(24.9)	(28.6)	(37.4)
Foreign exchange reserve	74.4	(54.2)	12.0	42.0	283.8
Other reserves	4.1	0.8	4.0	6.9	6.8
	8,099.3	9,325.4	9,140.7	8,715.7	8,694.9
Non-controlling interest	-	-	-	-	2.0
Total equity	8,099.3	9,325.4	9,140.7	8,715.7	8,696.9
Non-current liabilities	10,701.8	9,568.2	10,999.7	11,262.7	10,825.9
Current liabilities	1,477.7	3,289.1	2,132.6	2,226.4	1,765.7
Total liabilities	12,179.6	12,857.3	13,132.4	13,489.1	12,591.7
Total equity and liabilities	20,278.9	22,182.7	22,273.1	22,204.8	21,288.5
Net asset per share (RM)	4.88	5.62	5.51	5.25	5.24

¹ The Group's share premium account was transferred to form part of the Group's share capital pursuant to the Companies Act 2016 which come into force on 31 January 2017.